



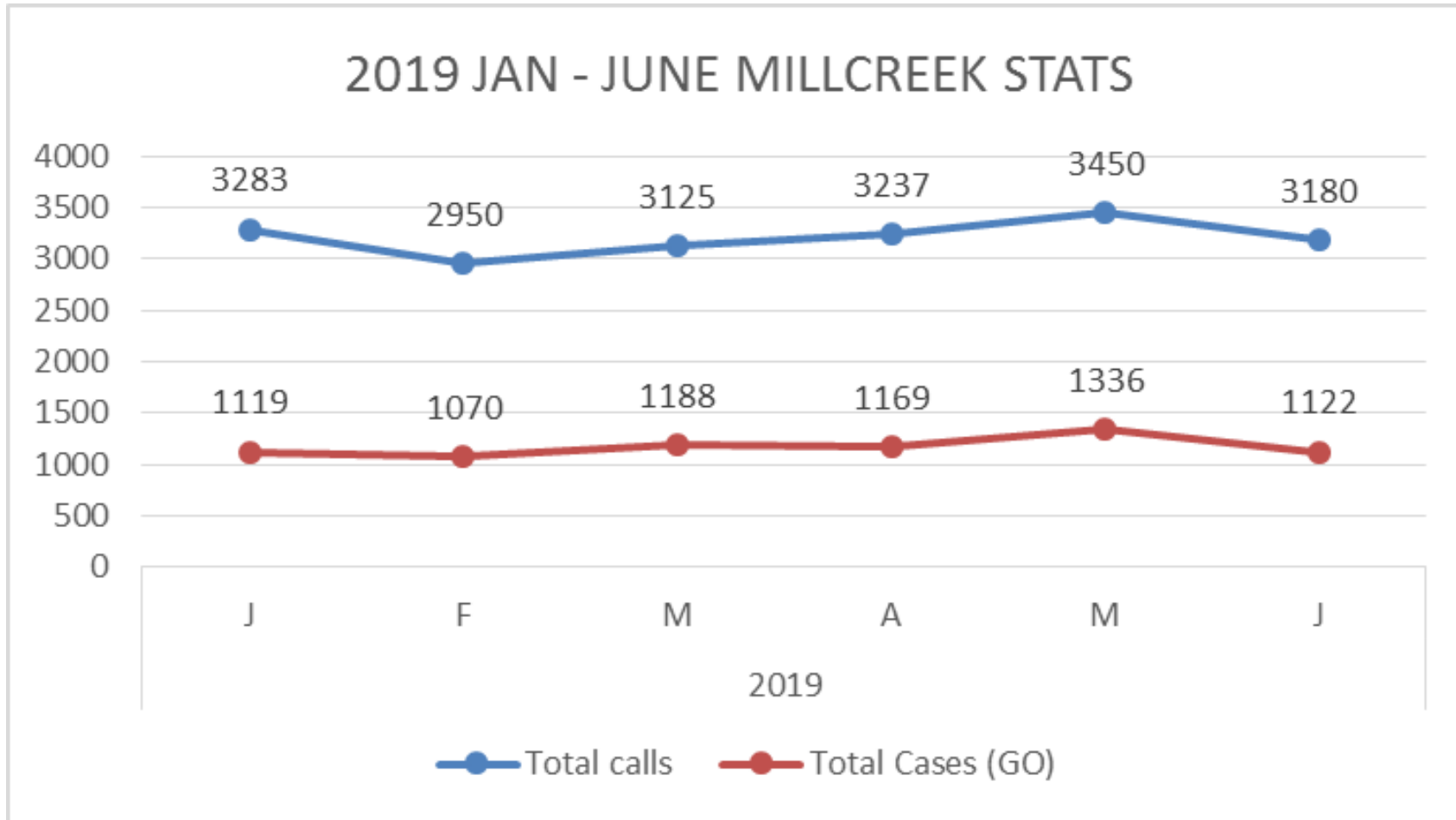
# Unified Police Department Millcreek Precinct



June 2019  
UPD Report

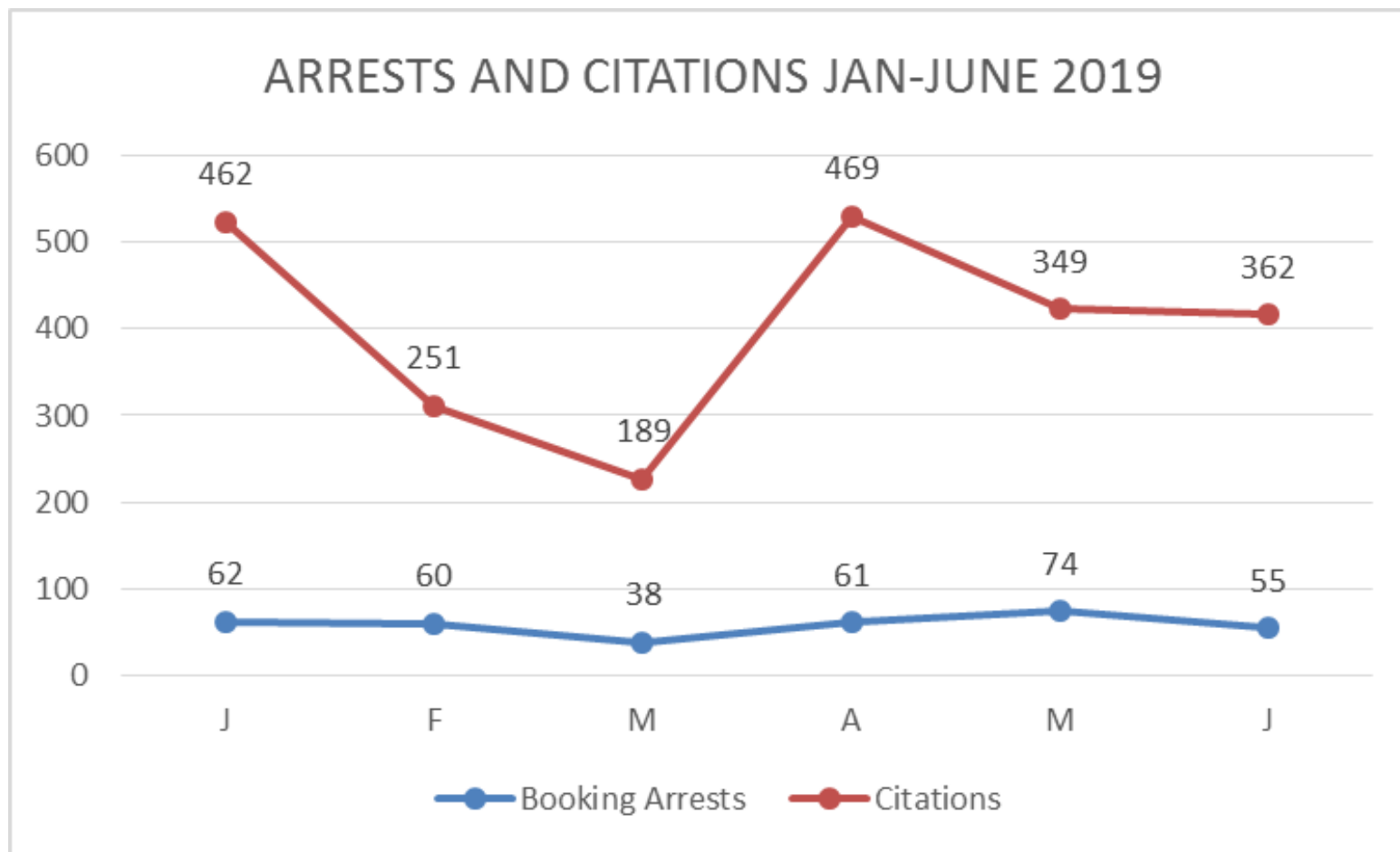


# 2019 (JAN – JUNE) CALLS FOR SERVICE TRENDS





# ARRESTS AND CITATIONS (JAN –JUNE Trends)





# 2019 JAN – JUNE ( TRENDS ) CRIME REVIEW



	Jan	Feb	March	April	May	June	Average	Incr/Decr
ASSAULT	19	27	51	36	41	28	33.66667	20%
BURGLARY	17	22	29	27	30	19	24	26%
FAMILY OFFENSE	69	81	89	77	82	67	77.5	18%
HOMICIDE	0	1	0	0	0	0	0.166667	N/A
KIDNAP	3	0	2	3	0	0	1.333333	N/A
LARCENY	131	116	117	138	144	116	127	9%
ROBBERY	5	4	2	1	4	4	3.333333	-17%
SEXUAL OFFENSE	7	2	4	12	4	5	5.666667	13%
STOLEN VEHICLE	32	36	39	21	34	29	31.833333	10%

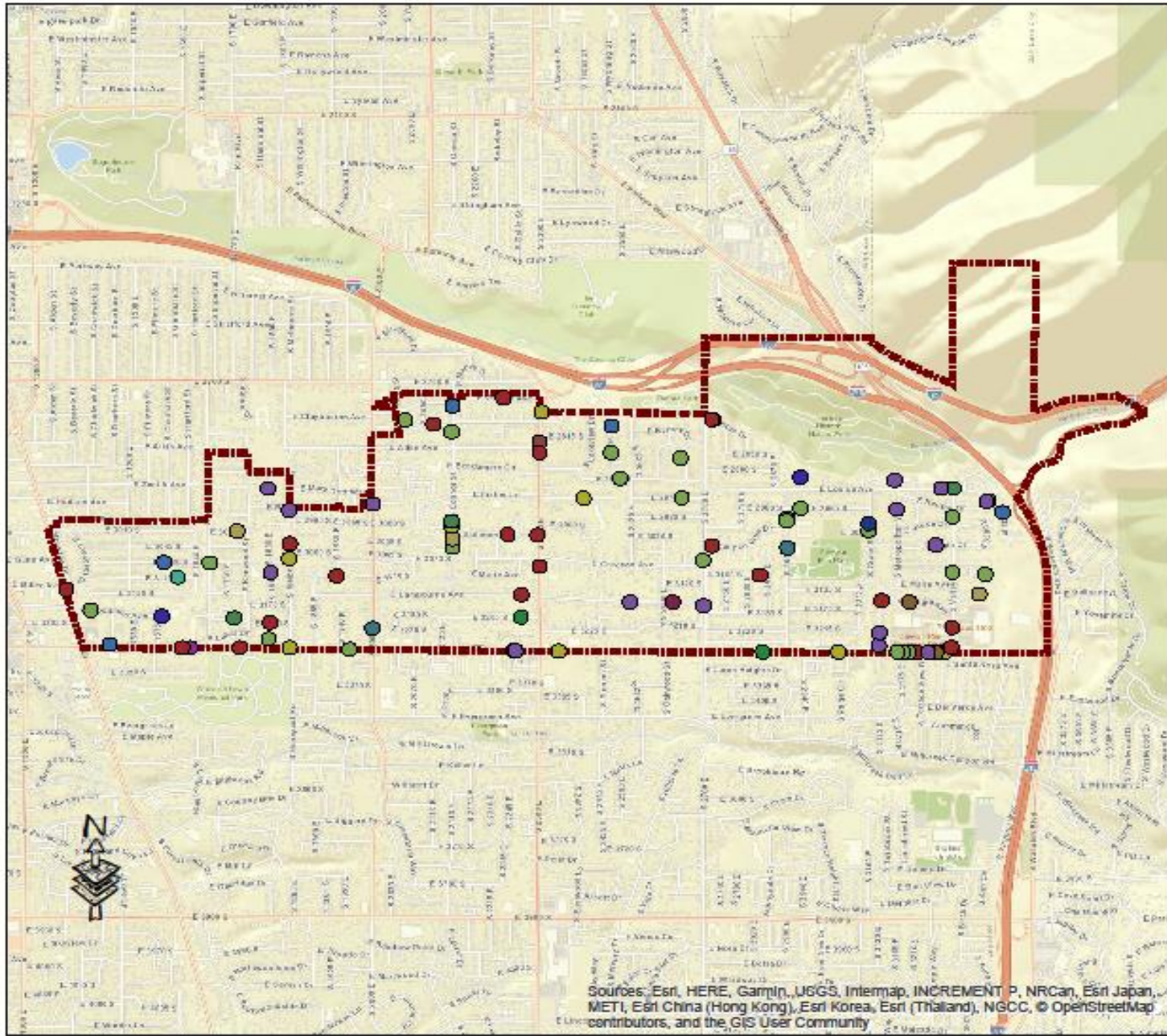


# CANYON RIM (2019 JUNE STATS)



CANYON RIM	
JUNE 2019	
OFFENSE	COUNT
ASSAULT	3
BURGLARY	3
DRUGS	1
FAMILY OFFENSE	6
LARCENY	16
SEXUAL ASLT	1
STOLEN VEHICLES	3





### Canyon Rim June 2019 Cases



**TOTAL = 101**

●	ASSAULT=3
●	BURGLARY=3
●	BURGLARY ALARM=4
●	DAMAGED PROP=2
●	DRUGS=1
●	ESCAPE=1
●	FAMILY OFFENSE=6
●	FRAUD=3
●	INV OF PRIVACY=1
●	LARCENY=16
●	PUBLIC ORDER=23
●	PUBLIC PEACE=21
●	ROBBERY ALARM=3
●	RUNAWAY=1
●	SEXUAL ASLT=1
●	STOLEN VEHICLE=3
●	TRAFFIC=9

Sources: Esri, HERE, Garmin, UGGS, Intermap, INCREMENT P, NRCan, Esri Japan, METI, Esri China (Hong Kong), Esri Korea, Esri (Thailand), NGCC, © OpenStreetMap contributors, and the GIS User Community